

2-in-1: A starter and power source combined

- Instantly starts motorcycles, cars and camper vans without damaging the vehicle's electronics.
- Supplies all electrical devices with a 12 V / DC power supply thanks to its 28 Ah internal battery.
- Extra-bright torch improves visibility when in use.








SELF-CONTAINED STARTER

- ✓ The GYPACK 750 instantaneously starts **cars and camper vans** as well as both **petrol and diesel vans** (Peak current is 750 A / 2500 A).



POWER SUPPLY

- ✓ Its **powerful, integrated, 28 Ah battery** makes the GYPACK 750 a very useful portable, 12 V power source for many electrical appliances, including televisions, lighting systems and laptops, etc.

	4 W 72 h		15 W 19h	
	9 W 32 h		24 W 12 h	80 W 3.5 h



INTEGRATED LED LIGHT

- ✓ Suitable for night-time use or for low-light environments, the GYPACK 750 has a built in torch made up of seven powerful LED lights (7 x 3.6 W).

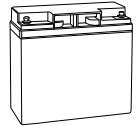


INTEGRATED TESTER


- ✓ The GYPACK 750 features a display screen indicating the internal battery's charging status.



AGM internal spiral battery



- ✓ GREAT POWER START-UP
- ✓ INCREASED RESISTANCE AND LONGEVITY

1.3 m - 25 mm²  600 A

Supplied with




12V charger
ref. 054684

Fuses (not included)



200 A (x2)
ref. 054547

PROFESSIONAL MACHINE

- ✓ **Automatic, 12 V / 230 V float charger:** for autonomously charging the internal battery.
 -  - Charge the battery up to 100%, maximising its working lifespan and efficiency.
 - Can be left permanently connected to the mains system (the GYPACK has to be charged after each operation).
- ✓ ON/OFF **switch**, to avoid misuse.
- ✓ **Alarm system** in the event of **reversed polarity**.
- ✓ **Copper cables (2 x 1.30m, ø 25mm²) with isolated 600 A clamps.**
- ✓ **Equipped with two easily replaceable external fuses** (replacement fuses included).

INSIDE	START 				TEST 	EKSTERN 	PROTECTION 			POWER SUPPLY 			
	I 1V/C	Crancking CC	Peak Battery	ON/OFF					cm				
28 Ah	12 V	750 A	1450 A	2500 A	•	EKSTERN 12V DC / 2A DC	•	•	12 V DC	2x200 A	36 x 20 x 43	14	